

## Cheek Retractor – SGA 01

The Cheek Retractor is intended for expert procedures, which must be performed by qualified professionals. The use of the product and surgical techniques are inherent to the professional's training. The use of the product must be performed in a surgical environment and in proper conditions for the health and safety of the patient.



### PRODUCT DESCRIPTION

The Cheek Retractor is a composite of materials necessary for aerosol suction, so that the dentist can work without interruption.

**Lip Retractor:** keep the lips apart.

**E-Connector:** keep the suction ducts fixed.

**Vacuum Lip Retractor:** assist in the suction of aerosol particles generated during the procedure.

**T-Connector:** allows the suction to be divided into 2 different tubes.

**Suction Tube:** tube that drains the collected aerosol.

### HOW TO USE

The Cheek Retractor must be used according to the surgical planning programmed by a qualified dentistry professional.



### ATTENTION

The Cheek Retractor are intended for specialized procedures, which must be performed by qualified professionals in odontology. The use of the product must be performed in a surgical environment and in proper conditions for the health and safety of the patient.

### INDICATIONS OF USE

The Cheek Retractor is indicated to aid aerosol suction generated by dental devices that require irrigation such as: high-speed pen.

### OPERATION PRINCIPLE

The materials contained in the Cheek Retractor base its principle of operation on the mechanical action of the correct fitting between the parts and coupling on the vacuum pump outlet.

### PRECAUTIONS

1. The product should only be used by qualified dental professionals who already have all the scientific information necessary for the correct use of the product.
2. Always perform cleaning and sterilization as recommended before the surgical procedure.
3. Keep the environment where the devices are stored always clean and adopt an adequate hygiene procedure during handling.
4. Do not stick labels, adhesive tapes, write or mark the surface of the product.

## RECOMMENDATIONS

Before each procedure, check the condition of the materials, always respecting their useful life. It is necessary to replace the materials in case of damage, erased markings, deformations and wear. The Cheek Retractor can be cleaned and sterilized up to 30 times. All items are subject to reprocessing, with the exception of the suction tube (TSG 01), which must be discarded after use. Each time the Cheek Retractor is used, a new suction tube must be used.

## CONTRAINDICATIONS

If the instructions for use are followed correctly, no contraindications or adverse effects related to the use of this product are observed.

## SIDES EFFECTS

They will not occur as long as the handling is done according to the instructions for use.

## WARNING

Do not use the materials if you notice cracks or wear. This may cause problems in the operation of the products. All items are subject to reprocessing, with the exception of the suction tube (TSG 01), which must be discarded after use. Each time the Cheek Retractor is used, a new suction tube must be used.

## TRACEABILITY

All S.I.N. - Implant System products have sequential batches that allow traceability, thus promoting greater safety to the professional skilled in the procedure. Through this lot number it is possible to know all product history from the manufacturing process to the time of distribution.

## STORAGE

The Cheek Retractor should be stored in a cool, dry place at a maximum temperature of 35°C and protected from direct sunlight.

## HANDLING

Once sterilized the materials should only be handled in a sterile environment by professionals who are properly attired and in appropriate clothing at the time of surgery to install implants.

## TRANSPORTATION

The Cheek Retractor must be transported adequately to avoid falling and stored under a maximum temperature of 35°C, protected from heat and moisture. Carriage must be carried out in its original packaging.

## COMPLEMENTARY INFORMATIONS

Multiple use product. Exclusive for dental use. Possible of reprocessing. Consult cleaning and sterilization conditions contained in this instruction for use.

## CLEANING INSTRUCTIONS

1. Disassemble the parts of the Dental Vacuum Lip Retractor.
2. Prepare the enzymatic detergent according to the manufacturer's instructions.
3. Dip the products in the prepared detergent solution and leave for at least 5 minutes, then using a soft bristle brush, rub the parts to remove the organic matter from the products.
4. Remove the products from the detergent solution and rinse under running water for 1 minute, repeat the rinse for two more times, totaling 3 rinses of 1 minutes each.

5. Visually inspect each part to check for residue from the cleaning process or organic residues from using the product.
6. If the presence of residues in the product is confirmed, repeat the cleaning process, until the total removal of residues.
7. Dry with a soft, clean, dry cloth or disposable paper.

#### **RECOMMENDATION**

- a. Use proper clothing (gloves, masks, glasses, hats, etc.).
- b. Start cleaning immediately after surgical use.
- c. Never allow the instrument to dry containing organic residues after surgical use.
- d. Never let the instrument dry naturally after cleaning.
- e. Never use saline solutions, especially sodium hypochlorite and saline, disinfectants, hydrogen peroxide or alcohol for cleaning or rinsing products.
- f. Never use steel wool or sponges and abrasive products, as the instruments will not be damaged.
- g. Do not accumulate instruments in large quantities on top of each other to avoid deformation of smaller and delicate parts.

#### **STERILIZATION**

Reusable and supplied product is not sterile and must be cleaned and sterilized before use.

- a. Dry all instruments before the steam sterilization cycle.
- b. Use packaging compatible with the steam sterilization process.
- c. Steam sterilize in cycles of 121 ° C at 1 ATM of pressure for 30 minutes or at 134 ° C at 2 ATM of pressure for 20 minutes. Allow to dry for 30 minutes.
- d. Always place the case in the autoclave on a flat surface, away from the walls of the device.
- e. Never overlap objects or even other cases.











#### **RECOMMENDATION**

- a. Sterilize the day before or the day of the procedure.
- b. Chemical sterilization is not recommended, as certain products can cause discoloration and damage to the product.

- c. Do not use a temperature above 60 ° C to dry the products.
- d. Never use dry heat ovens to sterilize instruments and sets S.I.N.

#### **DISPOSAL OF MATERIAL**

The disposal of materials should comply with local hospital regulations and applicable local laws.

	NÃO ESTÉRIL	NON-ESTERILE	NO ESTÉRIL
	CONSULTAR AS INSTRUÇÕES DE USO	CONSULT INSTRUCTIONS FOR USE	CONSULTE LAS INSTRUCCIONES DE USO
	MANTENHA SECO	KEEP DRY	MANTÉNGALO SECO
	MANTENHA AO ABRIGO DO SOL	KEEP AWAY FROM SUNLIGHT	MANTÉNGALO LEJOS DE LA LUZ SOLAR
	NÃO UTILIZAR SE A EMBALAGEM ESTIVER VIOLADA	DO NOT USE IF PACKAGE IS DAMAGED	NO LO UTILICE SI EL ENVOLTORIO ESTÁ DAÑADO
	ATENÇÃO	CAUTION	PRECAUCIÓN
	LIMITE SUPERIOR DE TEMPERATURA	UPPER LIMIT OF TEMPERATURE	LÍMITE SUPERIOR DE TEMPERATURA
<b>Rx only</b>	ATENÇÃO: A LEI FEDERAL (EUA) LIMITA A VENDA DESTE DISPOSITIVO POR OU POR ORDEM DE UM PROFISSIONAL DE SAÚDE LICENCIADO.	CAUTION: FEDERAL LAW (USA) RESTRICTS THIS DEVICE TO SALE BY OR ON THE ORDER OF A LICENSED HEALTHCARE PRACTITIONER.	PRECAUCIÓN: LAS LEYES FEDERALES (USA) RESTRINGEN LA VENTA DE ESTE DISPOSITIVO POR O EN EL ORDEN DE UN PROFESIONAL DE LA SALUD LICENCIADO.
	FABRICANTE	MANUFACTURER	FABRICANTE
	DATA DE FABRICAÇÃO	DATE OF MANUFACTURE	FECHA DE FABRICACIÓN
	CÓDIGO DE REFERÊNCIA	REFERENCE CODE	CÓDIGO DE REFERÊNCIA

**DEVELOPED AND MANUFACTURED BY:**  
 **S.I.N. Sistema de Implante Nacional S/A**  
 CNPJ [Corporate Taxpayer's Registry]: 04.298.106/0001-74  
 Rua Soldado Ocimar Guimarães da Silva, 2445 - Vila Rio Branco CEP: 03348-060 - São Paulo - SP - Brazil

**RESPONSIBLE TECHNICIAN:**  
 Alessio Di Risio  
 CREA-SP (register): 5061207169

**PRODUCT:**  
 Cheek Retractor

**SERVICE TO PROFESSIONALS**  
 0800 770 8290 +55 (11) 2169-3000  
[www.sinimplantsystem.com](http://www.sinimplantsystem.com)  
 email: [sin@sinimplante.com.br](mailto:sin@sinimplante.com.br)

**ANVISA REGISTRATION** 80108910098