














SYMBOLOLOGY	DESCRIÇÃO	DESCRIPTION	DESCRIPCIÓN
	PRODUTO ESTERILIZADO POR RADIAÇÃO GAMA	PRODUCT STERILIZED THROUGH GAMMA RAYS	PRODUCTO ESTERILIZADO POR RADIACIÓN GAMA
	NÃO REUTILIZAR	DO NOT REUSE	NO LO REUTILICE
	CONSULTAR AS INSTRUÇÕES DE USO	CONSULT INSTRUCTIONS FOR USE	CONSULTE LAS INSTRUCCIONES DE USO
	MARCAÇÃO CE	CE MARK	MARCA CE
	MANTENHA SECO	KEEP DRY	MANTÉNGALO SECO
	MANTENHA AO ABRIGO DO SOL	KEEP AWAY FROM SUNLIGHT	MANTÉNGALO LEJOS DE LA LUZ SOLAR
	NÃO UTILIZAR SE A EMBALAGEM ESTIVER VIOLADA	DO NOT USE IF PACKAGE IS DAMAGED	NO LO UTILICE SI EL ENVOLTORIO ESTÁ DAÑADO
	NÃO REESTERILIZE	DO NOT RESTERILIZE	NO LO REESTERILIZAR
	ATENÇÃO	CAUTION	PRECAUCIÓN
	REPRESENTANTE AUTORIZADO NA COMUNIDADE EUROPEIA	AUTHORIZED REPRESENTATIVE IN THE EUROPEAN COMMUNITY	REPRESENTANTE AUTORIZADO EN LA COMUNIDAD EUROPEA
	PROIBIDO REPROCESSAR	PROHIBITED REPROCESS	PROHIBIDO REPROCESSAR
	LIMITE SUPERIOR DE TEMPERATURA	UPPER LIMIT OF TEMPERATURE	LÍMITE SUPERIOR DE TEMPERATURA
	ATENÇÃO: A LEI FEDERAL (EUA) LIMITA A VENDA DESTES DISPOSITIVOS POR OU POR ORDEM DE UM PROFISSIONAL DE SAÚDE LICENCIADO.	CAUTION: FEDERAL LAW (USA) RESTRICTS THIS DEVICE TO SALE BY OR ON THE ORDER OF A LICENSED HEALTHCARE PRACTITIONER.	PRECAUCIÓN: LAS LEYES FEDERALES (USA) RESTRINGEN LA VENTA DE ESTE DISPOSITIVO POR O EN EL ORDEN DE UN PROFESIONAL DE LA SALUD LICENCIADO.

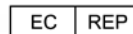
## DEVELOPED AND MANUFACTURED BY:

### S.I.N. Sistema de Implante Nacional S/A

CNPJ [Corporate Taxpayer's Registry]: 04.298.106/0001-74  
 Rua Soldado Ocimar Guimarães da Silva, 2445 - Vila Rio Branco CEP: 03348-060 - São Paulo - SP - Brazil  
 Phone/Fax: +55 (11) 2169-3000

## SERVICE TO PROFESSIONALS

0800 770 8290  
 +55 (11) 2169-3000  
[www.sinimplante.com.br](http://www.sinimplante.com.br)  
 e-mail: [sin@sinimplante.com.br](mailto:sin@sinimplante.com.br)



## OVER-REV-UNIPessoal LDA.

Rua General Ferreira Martins, nº10 8D 1495-137  
 Algés - Portugal

## RESPONSIBLE TECHNICIAN:


Alessio Di Risio  
 CREA-SP: 5061207169

## PRODUCT:

S.I.N. Transfer  
**Anvisa Registration:** 80108910050



**S.I.N. TRANSFER** is intended for expert procedures, which must be performed by qualified professionals. The use of the product and surgical techniques are inherent to the professional's training. The use of the product must be performed in a surgical environment and in proper conditions for the health and safety of the patient.



## PRODUCT DESCRIPTION

The S.I.N. TRANSFER consists of a conical or square abutment following the seating platforms according to each implant model, supplied together with a fixation screw.

## INDICATIONS OF USE

S.I.N. TRANSFER are indicated to copy and transfer the position of the implant to a work model where the prosthesis will be made. It aims to transfer the position of the implant in the mouth to a mold (negative) which will then be transformed into a working model (positive). They perform the implant transfer installed in the oral cavity through a dental mold for reproduction of functional models.

## OPERATION PRINCIPLE

Its principle of functioning is based on the implant transfer installed in the oral cavity through a dental mold for dental use for reproduction of functional models, and it can be used in two ways, conic for closed mold and squared for open mold.

## HOW TO USE

Stage 01: Definition of the implant feature;  
 Stage 02: Definition of the Abutment to be used;  
 Stage 03: Definition of accessory type to be used;  
 Stage 04: Transfer from the implant to a model through the transfer;

Stage 05: Finalization of the prosthesis on the Analogue installed in the model;  
 Stage 06: Fixation of the prosthesis through screw.

## CONTRAINDICATIONS

As long as the material is used properly, there is no contraindication of use.

## SIDE EFFECTS

If the technique is not adequate and the patient is not subjected to the indicated tests, the final result of application of the S.I.N. Transfer may not succeed, generating product loss or fracture.

## PRECAUTIONS AND RECOMENDATIONS

For the S.I.N. Transfer placement, it is recommended that the professional has a specialization course in the area and prepare a prosthetic execution plan.

Professionals should sterilize the instruments, prepare the patient to minimize the risk of contamination and prevent the product comes into contact with any non-sterile object.

The settlement platform of the S.I.N. Transferor that adapt to the implant shall not be changed at all. The professional should be aware of the force exerted when applying the product so as not to damage it.

## WARNING

Single Use, Medical and Hospital Product – Sterile.  
 Sterilization Process: Gamma Radiation.  
 Non-ensured sterilization if the seal is broken.

## TRACEABILITY

All S.I.N. - Sistema de Implante products have sequential batches that allow traceability, which promotes greater safety for the professional qualified to the procedure. Through this batch number, it is possible to know the entire history of the product from the manufacturing process to the distribution time.

## STORAGE

S.I.N. Transfer must be stored in a cool and dry place, keep away from sunlight.

## TRANSPORTATION

S.I.N. Transfer must be transported in room temperature, away from direct sunlight, avoiding places where large variations of temperature and humidity occur. The transportation must be carried out properly to avoid falls and it must be carried out in its original package.

## HANDLING CONDITIONS

S.I.N. Transfer are sterile products that should be handled only in a sterile field by properly trained professionals and in appropriate scrubs at the time of the surgical procedure.

## ADDITIONAL INFORMATION

Single use product. Prohibited Reprocessing.  
Exclusive dental use product.

## DISPOSAL OF MATERIAL

The disposal of materials should comply with local hospital regulations and applicable local laws.

## EXPIRATION DATE

Indicated on the label.